

PLAY DOUGH PLACEMAT

Make Your Own Edible Play Dough!

🔑 What You Need:


- 2 cups all-purpose flour
- 1 cup salt
- 2 tbsp cream of tartar
- 2 tbsp vegetable oil
- 1.5 cups boiling water
- Food coloring (optional)

👉 How to Make It:

1. Mix the flour, salt, and cream of tartar in a bowl.
2. Add the oil and mix well.
3. Carefully pour in the boiling water and stir, stir, stir!
4. Once it cools a little, knead it until it's smooth and squishy.
5. Add food coloring for extra fun!
6. Store it in an airtight container, and it'll stay fresh for weeks!



I can make...




...a date

We open our fast with a date in Ramadan



I can make...




...a Qur'an

The first verse of Qur'an was revealed
during Ramadan



I can make...




...a Mosque

We pray taraweeh in the mosque on the
nights of Ramadan



I can make...




...a Miswak

We use the miswak to brush our teeth



I can make...



...Salah

We pray Salah 5 times a day



I can make...



...Ka'aba

Muslims face the Ka'aba when we pray

